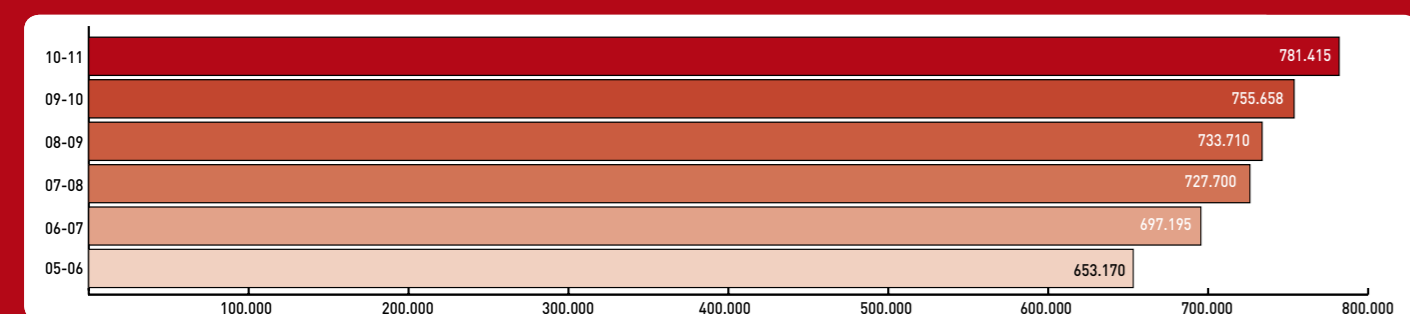


Total licencias de futbolistas y técnicos

| FEDERACIÓN AUTÓNOMICA | FUTBOLISTAS FÚTBOL Y FÚTBOL SALA | TÉCNICOS FÚTBOL Y FÚTBOL SALA | FEDERADOS FÚTBOL Y FÚTBOL SALA |
|------------------------|----------------------------------|-------------------------------|--------------------------------|
| ANDALUZA | 122.632 | 9.675 | 132.307 |
| ARAGONESA | 38.413 | 3.811 | 42.224 |
| PRINCIPADO DE ASTURIAS | 19.304 | 600 | 19.904 |
| ISLAS BALEARES | 22.260 | 3.031 | 25.291 |
| CANARIA | 46.461 | 5.173 | 51.634 |
| CÁNTABRA | 11.885 | 953 | 12.838 |
| CASTILLA-LA MANCHA | 41.899 | 1.870 | 43.769 |
| CASTILLA Y LEÓN | 37.410 | 3.143 | 40.553 |
| CATALANA | 124.356 | 6.159 | 130.515 |
| CEUTA | 3.552 | 419 | 3.971 |
| EXTREMEÑA | 25.677 | 798 | 26.475 |
| GALLEGA | 54.011 | 1.090 | 55.101 |
| MADRID | 79.211 | 3.854 | 83.065 |
| MELILLENSE | 4.064 | 385 | 4.449 |
| REGIÓN DE MURCIA | 20.256 | 2.292 | 22.548 |
| NAVARRA | 15.239 | 474 | 15.713 |
| RIOJANA | 6.483 | 436 | 6.919 |
| COMUNIDAD VALENCIANA | 82.127 | 6.123 | 88.250 |
| VASCA | 26.175 | 2.757 | 28.932 |
| TOTAL | 781.415 | 53.043 | 834.458 |

El número total de licencias, por todos los conceptos, es el comunicado por cada una de las Federaciones de Ámbito Autonómico y diligenciadas por la RFEF al 30 de junio de 2011.

Licencias de futbolistas por temporadas

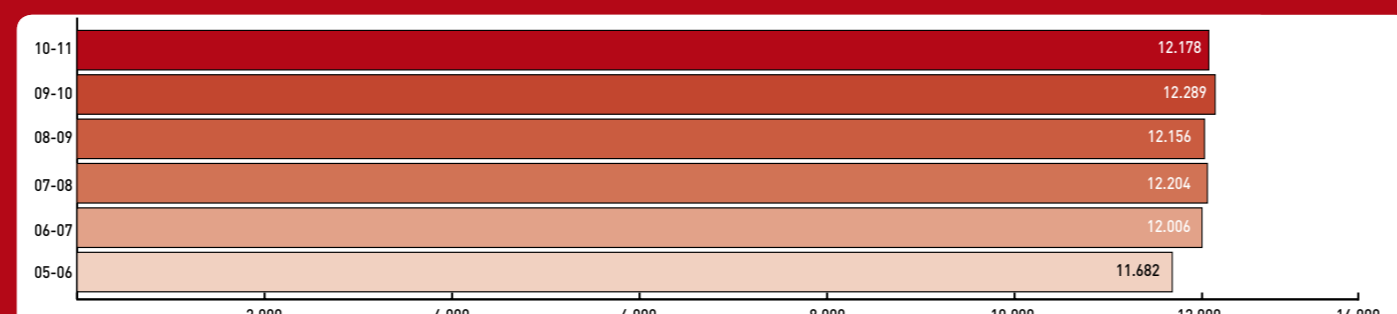


Total licencias de clubes

| FEDERACIÓN AUTÓNOMICA | CLUBES SIN INSCRIPCIÓN DE JUGADORES | CLUBES CON INSCRIPCIÓN DE JUGADORES | EQUIPOS |
|------------------------|-------------------------------------|-------------------------------------|---------------|
| ANDALUZA | 4.475 | 2.100 | 7.532 |
| ARAGONESA | 2.765 | 1.199 | 2.817 |
| PRINCIPADO DE ASTURIAS | 315 | 315 | 1.213 |
| ISLAS BALEARES | 267 | 267 | 1.330 |
| CANARIA | 526 | 526 | 2.648 |
| CÁNTABRA | 178 | 178 | 752 |
| CASTILLA-LA MANCHA | 2.164 | 1.784 | 2.638 |
| CASTILLA Y LEÓN | 1.907 | 504 | 2.360 |
| CATALANA | 1.664 | 1.366 | 8.101 |
| CEUTA | 184 | 37 | 179 |
| EXTREMEÑA | 428 | 306 | 1.126 |
| GALLEGA | 1.546 | 788 | 2.770 |
| MADRID | 756 | 755 | 4.342 |
| MELILLENSE | 52 | 52 | 201 |
| REGIÓN DE MURCIA | 268 | 268 | 1.046 |
| NAVARRA | 329 | 183 | 933 |
| RIOJANA | 254 | 88 | 435 |
| COMUNIDAD VALENCIANA | 1.013 | 968 | 5.069 |
| VASCA | 494 | 494 | 1.315 |
| TOTAL | 19.585 | 12.178 | 46.807 |

El número total de licencias, por todos los conceptos, es el comunicado por cada una de las Federaciones de Ámbito Autonómico y diligenciadas por la RFEF al 30 de junio de 2011.










Licencias de clubes por temporadas



licencias 2010/2011



- FÚTBOL
- FÚTBOL SALA
- CLUBES
- EQUIPOS





| FEDERACIÓN AUTONÓMICA | FÚTBOL | | | | | | | | | | | | | | | | TOTAL FUTBOLISTAS | TÉCNICOS | | | | | | | TOTAL TÉCNICOS | TOTAL | FEDERACIÓN AUTONÓMICA | |
|------------------------|--------------|----------------|----------------|---------------|---------------|----------------|---------------|---------------|----------------------|---------------------|------------------|-----------------|-------------------|-----------------|-------------------|----------------------|-------------------|---------------|--------------------|---------------|------------|-------------------|------------|--------------------|----------------|---------------|-----------------------|------------------------|
| | JUGADORES | | | | | | | | | | | | | | | | | ENTRENADOR | SEGUNDO ENTRENADOR | DELEGADO | MEDICO | PREPARADOR FÍSICO | ATS | AYUDANTE SANITARIO | | | | ENCARGADO DE MATERIAL |
| | PROFESIONAL | AFICIONADO | JUVENIL | CADETE | INFANTIL | ALEVÍN | BENJAMÍN | PREBENJAMÍN | PROFESIONAL FEMENINO | AFICIONADO FEMENINO | JUVENIL FEMENINO | CADETE FEMENINO | INFANTIL FEMENINO | ALEVÍN FEMENINO | BENJAMÍN FEMENINO | PREBENJAMÍN FEMENINO | | | | | | | | | | | | |
| ANDALUZA | 498 | 15.961 | 15.987 | 14.699 | 17.146 | 18.595 | 15.354 | 10.619 | - | 1.285 | 704 | 511 | 554 | 591 | 299 | 195 | 112.998 | 5.181 | 152 | 2.455 | 34 | 107 | 66 | 159 | 513 | 8.667 | 209.333 | ANDALUZA |
| ARAGONESA | 68 | 10.319 | 3.286 | 2.717 | 2.870 | 2.801 | 1.788 | 625 | - | 368 | 12 | 1 | 50 | - | - | - | 24.905 | 465 | 17 | 413 | 8 | 8 | 20 | 21 | 926 | 1.878 | 26.783 | ARAGONESA |
| PRINCIPADO DE ASTURIAS | 43 | 3.159 | 2.820 | 2.409 | 2.707 | 2.754 | - | - | - | 142 | 69 | 62 | 6 | 1 | - | - | 14.172 | 393 | 43 | 5 | 16 | 38 | 17 | 32 | 32 | 545 | 14.717 | PRINCIPADO DE ASTURIAS |
| ISLAS BALEARES | 38 | 3.429 | 2.789 | 2.393 | 2.888 | 3.214 | 2.959 | 2.000 | - | 354 | 147 | 108 | 45 | 25 | - | - | 20.389 | 488 | 88 | 1.616 | 4 | 21 | 34 | 41 | 390 | 2.682 | 23.071 | ISLAS BALEARES |
| CANARIA | 51 | 6.853 | 6.679 | 6.148 | 6.579 | 6.533 | 6.225 | 2.896 | - | 932 | 216 | 119 | - | - | - | - | 43.231 | 783 | 83 | 2.352 | 8 | 35 | 56 | 103 | 1.470 | 4.890 | 48.121 | CANARIA |
| CÁNTABRA | 28 | 1.762 | 1.656 | 1.359 | 1.584 | 1.667 | 1.499 | 257 | - | 12 | 7 | 2 | - | - | - | - | 9.833 | 194 | 23 | 461 | 2 | 13 | 17 | 2 | 70 | 782 | 10.615 | CÁNTABRA |
| CASTILLA-LA MANCHA | 32 | 5.168 | 3.437 | 4.861 | 5.090 | 7.245 | 722 | 306 | - | 197 | 151 | 134 | 154 | 87 | 18 | - | 27.602 | 271 | 23 | 855 | 8 | 12 | 17 | 20 | 89 | 1.295 | 28.897 | CASTILLA-LA MANCHA |
| CASTILLA Y LEÓN | 110 | 6.257 | 4.817 | 4.426 | 5.209 | 5.242 | 4.334 | 2.622 | - | 185 | 123 | 94 | 26 | 37 | 40 | 8 | 33.530 | 661 | 39 | 2.045 | 20 | 31 | 59 | 8 | 86 | 2.949 | 36.479 | CASTILLA Y LEÓN |
| CATALANA | 139 | 22.129 | 15.267 | 14.081 | 15.883 | 17.207 | 12.016 | 6.845 | - | 3.262 | 1.385 | 317 | 821 | 163 | 135 | 19 | 109.669 | 1.286 | 129 | 2.593 | 30 | 35 | 106 | 271 | 310 | 4.760 | 114.429 | CATALANA |
| CEUTA | 10 | 311 | 354 | 156 | 178 | 253 | 272 | 248 | - | 90 | - | - | 178 | - | - | - | 2.050 | 26 | 2 | 116 | 2 | 1 | 1 | 1 | 63 | 212 | 2.262 | CEUTA |
| EXTREMEÑA | 22 | 2.968 | 2.913 | 2.562 | 2.894 | 3.221 | 3.927 | 1.957 | - | 367 | 36 | 4 | - | 92 | - | - | 20.963 | 170 | 10 | 229 | 2 | 6 | 12 | 8 | 95 | 532 | 21.495 | EXTREMEÑA |
| GALLEGA | 89 | 15.176 | 8.294 | 6.040 | 6.534 | 6.925 | 5.893 | 3.275 | 2 | 1.122 | 30 | 4 | - | - | - | - | 53.384 | 540 | 47 | 216 | 9 | 44 | 15 | 51 | 60 | 982 | 54.366 | GALLEGA |
| MADRID | 166 | 13.029 | 11.196 | 9.835 | 10.646 | 11.252 | 8.692 | 6.479 | - | 1.017 | 454 | 331 | 299 | 98 | - | - | 73.494 | 794 | 87 | 658 | 21 | 47 | 87 | 1.207 | 139 | 3.040 | 76.534 | MADRID |
| MELILLENSE | 9 | 789 | 441 | 259 | 367 | 446 | 284 | 102 | - | 39 | - | - | - | - | - | - | 2.736 | 48 | 2 | 174 | 1 | - | - | 2 | 10 | 237 | 2.973 | MELILLENSE |
| REGIÓN DE MURCIA | 47 | 2.509 | 2.445 | 2.458 | 2.710 | 2.638 | 1.918 | 1.057 | - | 160 | 66 | 66 | 151 | - | - | - | 16.225 | 426 | 15 | 1.087 | 7 | 12 | 42 | 35 | 80 | 1.704 | 17.929 | REGIÓN DE MURCIA |
| NAVARRA | 34 | 2.788 | 1.962 | 1.876 | 2.185 | 2.501 | 622 | 10 | - | 113 | 123 | 176 | 132 | 52 | 18 | - | 12.592 | 237 | 18 | 18 | 5 | 8 | 20 | 4 | 112 | 422 | 13.014 | NAVARRA |
| RIOJANA | 7 | 931 | 792 | 647 | 902 | 1.039 | 760 | 477 | - | 47 | 48 | 42 | 40 | 18 | 1 | - | 5.751 | 96 | 7 | 164 | 3 | 7 | 8 | 22 | 49 | 356 | 6.107 | RIOJANA |
| COMUNIDAD VALENCIANA | 191 | 14.419 | 10.806 | 9.914 | 10.753 | 11.048 | 9.648 | 6.338 | 1 | 1.174 | 533 | 348 | 287 | 231 | 173 | 78 | 75.942 | 1.030 | 95 | 3.241 | 24 | 99 | 112 | 263 | 691 | 5.555 | 81.497 | COMUNIDAD VALENCIANA |
| VASCA | 123 | 7.295 | 6.217 | 5.811 | - | - | - | - | - | 866 | 831 | 795 | - | - | - | - | 21.938 | 613 | 90 | 705 | 16 | 36 | 58 | 79 | 749 | 2.346 | 24.284 | VASCA |
| TOTAL | 1.705 | 135.252 | 102.158 | 92.651 | 97.125 | 104.581 | 76.913 | 46.113 | 3 | 11.732 | 4.935 | 3.114 | 2.743 | 1.395 | 684 | 300 | 681.404 | 13.702 | 970 | 19.403 | 205 | 538 | 768 | 2.314 | 5.934 | 43.834 | 725.238 | TOTAL |

| FEDERACIÓN AUTONÓMICA | FÚTBOL SALA | | | | | | | | | | | | TOTAL FUTBOLISTAS | TÉCNICOS | | | | | | | TOTAL TÉCNICOS | TOTAL | FEDERACIÓN AUTONÓMICA | | |
|------------------------|-------------|---------------|---------------|---------------|---------------|---------------|---------------|--------------|----------------------|--------------|---------------|----------------|-------------------|------------|--------------------|-----------|-----------------|-----------|-----------|-------------------|----------------|--------------|-----------------------|------------------------|--------------------|
| | JUGADORES | | | | | | | | | | | | | ENTRENADOR | SEGUNDO ENTRENADOR | MONITOR | SEGUNDO MONITOR | DELEGADO | MÉDICO | PREPARADOR FÍSICO | | | | ATS | ENCARGADO MATERIAL |
| | PROFESIONAL | AFICIONADO | JUVENIL | CADETE | INFANTIL | ALEVÍN | BENJAMÍN | PREBENJAMÍN | PROFESIONAL FEMENINO | FEMENINO | FEMENINO BASE | | | | | | | | | | | | | | |
| ANDALUZA | 7 | 2.283 | 1.320 | 965 | 725 | 777 | 861 | 1.099 | - | 1.335 | 262 | 9.634 | 117 | 7 | 407 | 3 | 422 | 4 | 2 | 2 | 44 | 1.008 | 10.642 | ANDALUZA | |
| ARAGONESA | 3 | 2.527 | 768 | 1.474 | 1.604 | 2.405 | 2.719 | 1.829 | - | 179 | - | 13.508 | 852 | 7 | 7 | - | 1.005 | 2 | 2 | 1 | 57 | 1.933 | 15.441 | ARAGONESA | |
| PRINCIPADO DE ASTURIAS | - | 1.788 | 125 | 5 | - | - | 1.949 | 1.252 | - | 13 | - | 5.132 | 38 | 1 | 11 | - | 5 | - | - | - | - | 55 | 5.187 | PRINCIPADO DE ASTURIAS | |
| ISLAS BALEARES | 6 | 589 | 140 | 89 | 123 | 181 | 275 | 316 | - | 152 | - | 1.871 | 29 | 3 | 93 | 1 | 197 | 1 | 1 | 1 | 23 | 349 | 2.220 | ISLAS BALEARES | |
| CANARIA | 4 | 1.439 | 393 | 318 | 291 | 313 | 281 | 83 | - | 108 | - | 3.230 | 39 | 2 | 9 | - | 162 | 2 | 1 | 1 | 67 | 283 | 3.513 | CANARIA | |
| CÁNTABRA | - | 576 | 15 | - | - | 139 | 211 | 903 | - | 156 | 52 | 2.052 | 24 | 2 | 9 | - | 131 | - | - | 1 | 4 | 171 | 2.223 | CÁNTABRA | |
| CASTILLA-LA MANCHA | 4 | 1.245 | 673 | 3.088 | 3.061 | 4.175 | 192 | 167 | - | 1.000 | 692 | 14.297 | 45 | 6 | 10 | - | 435 | 5 | 8 | 14 | 52 | 575 | 14.872 | CASTILLA-LA MANCHA | |
| CASTILLA Y LEÓN | 7 | 924 | 468 | 333 | 292 | 274 | 577 | 647 | - | 316 | 42 | 3.880 | 67 | 4 | - | - | 86 | 2 | 3 | 2 | 30 | 194 | 4.074 | CASTILLA Y LEÓN | |
| CATALANA | 23 | 5.318 | 2.109 | 1.509 | 1.502 | 1.185 | 749 | 207 | - | 1.484 | 601 | 14.687 | 117 | 13 | 261 | - | 940 | 3 | 8 | 5 | 52 | 1.399 | 16.086 | CATALANA | |
| CEUTA | 1 | 32 | 280 | 167 | 178 | 253 | 272 | 248 | - | 71 | - | 1.502 | 15 | 2 | 43 | - | 116 | 1 | 1 | 1 | 28 | 207 | 1.709 | CEUTA | |
| EXTREMEÑA | 2 | 802 | 124 | 636 | 591 | 1.716 | - | - | - | 571 | 272 | 4.714 | 6 | 1 | - | - | 141 | 1 | 1 | 1 | 115 | 266 | 4.980 | EXTREMEÑA | |
| GALLEGA | 5 | 374 | 132 | - | - | - | - | - | 2 | 114 | - | 627 | 33 | 5 | - | - | 37 | 2 | 3 | 3 | 25 | 108 | 735 | EXTREMEÑA | |
| MADRID* | 13 | 1.661 | 821 | 573 | 648 | 612 | 343 | 113 | 2 | 572 | 359 | 5.717 | 164 | 18 | 267 | 19 | 235 | 2 | 1 | 5 | 103 | 814 | 6.531 | MADRID | |
| MELILLENSE | 2 | 365 | 141 | 162 | 191 | 260 | 160 | - | - | 47 | - | 1.328 | 17 | - | 29 | - | 98 | - | - | 1 | 3 | 148 | 1.476 | MELILLENSE | |
| REGIÓN DE MURCIA | 12 | 1.550 | 443 | 340 | 354 | 376 | 297 | 172 | - | 192 | 295 | 4.031 | 101 | 9 | 42 | 1 | 369 | 3 | 5 | 5 | 53 | 588 | 4.619 | REGIÓN DE MURCIA | |
| NAVARRA | 6 | 591 | 358 | 193 | 142 | 16 | 712 | - | - | 476 | 153 | 2.647 | 13 | 5 | 1 | - | 20 | 1 | - | 3 | 9 | 52 | 2.699 | NAVARRA | |
| RIOJANA | - | 431 | 178 | 13 | - | - | - | - | - | 110 | - | 732 | 11 | 2 | 4 | - | 54 | - | - | - | 9 | 80 | 812 | RIOJANA | |
| COMUNIDAD VALENCIANA | 10 | 2.446 | 1.088 | 582 | 553 | 492 | 459 | 10 | - | 520 | 25 | 6.185 | 62 | 12 | 45 | - | 395 | 2 | 3 | 9 | 40 | 568 | 6.753 | COMUNIDAD VALENCIANA | |
| VASCA | - | 3.187 | 572 | 153 | - | - | - | - | - | 325 | - | 4.237 | 58 | 4 | 24 | - | 272 | - | - | 1 | 52 | 411 | 4.648 | VASCA | |
| TOTAL | 105 | 28.128 | 10.148 | 10.600 | 10.255 | 13.174 | 10.057 | 7.046 | 4 | 7.741 | 2.753 | 100.011 | 1.808 | 103 | 1.262 | 24 | 5.120 | 31 | 39 | 56 | 766 | 9.209 | 109.220 | TOTAL | |

* Todas las licencias de fútbol sala de la Federación de Madrid corresponden a la Federación Madrileña de Fútbol Sala.

